

Evaluation report

Web 2.0 – success stories and best practices within an educational context

August 10-12 2009, Estonian Information Technology Foundation, Tallinn

Format workshop

The workshop focused on the use of Web 2.0 in education. Participants, exposed to a variety of Web 2.0 software, were put in 4 groups and given the assignment to build an online community for their network of educational technologists, using the Web 2.0 technologies of their choice. The workshop concluded with the presentation of those assignments made by the different groups. The seminar was constructed as a highly interactive group based workshop, depending a lot on the interaction and feedback of the participants.

Questions of the Evaluation Questionnaire:

1. *How did you like this workshop from an educational point of view? (multiple choice)*
2. *Did the workshop meet your expectations? (multiple choice)*
3. *Did you like the format of this workshop? (multiple choice)*
4. *How was your level of English at the workshop? (multiple choice)*
5. *Was the content of the workshop valuable for you? (multiple choice)*
- 5.1 *What topics did you want to discuss more deeply? (comment)*
- 5.2 *What topics you wished were eliminated from the workshop? (comment)*
6. *What did you like most about the workshop? (comment)*
7. *Do you feel that you learned skills that will benefit you? (multiple choice)*
8. *What did you not like about the workshop? (multiple choice)*
9. *What suggestions would you like to make to improve this workshop? (multiple choice)*
10. *Please, mark the overall impression of the seminar: 1 – the worst impression, 5 – the best impression.(multiple choice)*

Evaluation questionnaire

An evaluation questionnaire was handed out and 32 filled in questionnaires were returned. The questionnaire contained **12** questions: **7** multiple choice questions and 5 comment boxes. In the analysis of the questionnaire each question was given a question identification number (**QID**) and each answer in the multiple choice questions was given an answer rating identification (**AID**) with **AID1** being the lowest (a very **negative**) assessment and **AID5** the highest (a very **positive**) evaluation rating. An **AID3** rating is considered neutral. Questions 1-5, 7 and 10 were multiple choice questions while additional comments could be given in a question 5 addendum (**QID5.1** and **QID5.2**), questions 6, 8 and 9.

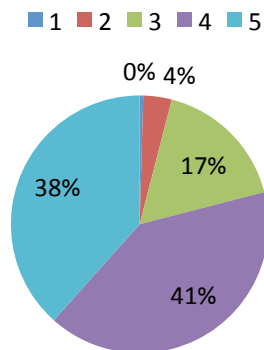
The questions probed to both the evaluation of the content covered in the seminar and the individual assessment of the format of the workshop.

Results evaluation questionnaires

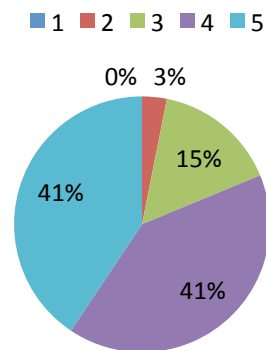
The results of the evaluation questionnaire show that the **overall experience of the workshop** has been a positive one. In total 224 answers (100%) were collected from the multiple choice questions: 177 (79%) were explicitly positive while only 9 (4%) were negative and 38 (17%) were neutral.¹ This differs only slightly in percentage with the overall rating of the workshop (question 10) where only one person (3%) assigned an explicitly AID2 negative rating, 5 persons (15%) assigned an AID3 neutral rating and 26 persons (82%) assigned a positive AID4/5 rating.

QID	AID1 (--)	AID2 (-)	AID3 (+-)	AID4 (+)	AID5 (++)	Checksum
Q001	1	1	5	9	16	32
Q002	0	3	7	19	3	32
Q003	0	1	5	13	13	32
Q004	0	0	5	11	16	32
Q005	0	1	2	15	14	32
Q007	0	1	9	11	11	32
Q010	0	1	5	13	13	32
Sum Q001-Q010	1	8	38	91	86	224

**Overall evaluation of Workshop
(aggregate of all questions)**



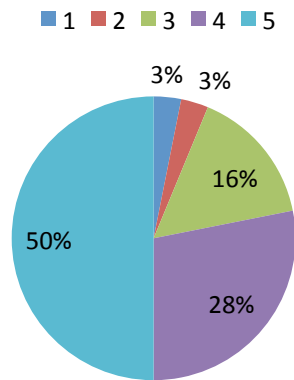
**10. Overall evaluation of workshop
(QID010)**



Color-coded numbers correspond to the AID rating (1= AID1, 2 = AID 2 etc.).

¹ The inclusion of QID010, the question asking for an overall evaluation, in the total aggregate when comparing the total amount of AID ratings to question 10 (QID010) itself did not change the relative results of the evaluation based on the aggregate of all questions. With the exclusion of question 10 when comparing overall results to QID010 the numbers would be: a total of 192 answers (QID001-QID007) with 1 answer rated AID1 (0. %), 7 answers rated AID2 (4%), 33 answers rated AID3 (17%), 78 answers rated AID4 (41%) and 73 answers rated AID5 (38%), resulting in 4.% negative AID ratings, 17% neutral AID ratings and 79% positive AID ratings.

1. Workshop evaluation from an educational point of view (QID001)



Color-coded numbers correspond to the AID rating (1= AID1, 2 = AID 2 etc.).

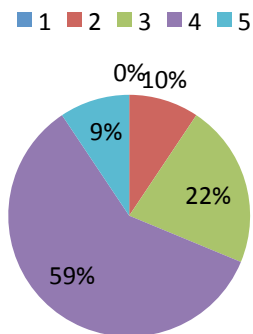
78% of the participants valued the **workshop from an educational point.**

Participants referred to the usefulness of the final product as “a working environment that can be used for further development” and to the websites that “were created to gather all the materials.” There were also some remarks. Some participants estimated “too much time was spent on one assignment”. One participant found it a pity the group was subdivided in 4 little groups, all 4 working on the same assignment.

68% of the participants felt that their expectations were met. It is somewhat

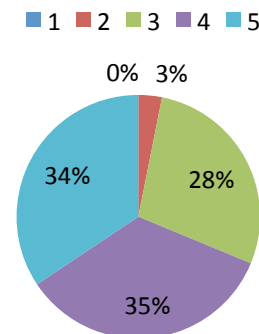
unclear and it would be interesting to know in what way expectations could have been met better. There was also a relatively lower score on the question of usefulness of learned skills (QID007). In this context, one participant said: “The problem lies in the communication and pre-work. [The workshop] needs analysis of what would be meaningful for beginners and what is valuable and necessary for more experienced IT personnel.” This could mean the different level of experience and expertise was somewhat hindering for some participants.

2. Evaluation of fulfillment of expectations (QID002)



Color-coded numbers correspond to the AID rating (1= AID1, 2 = AID 2 etc.).

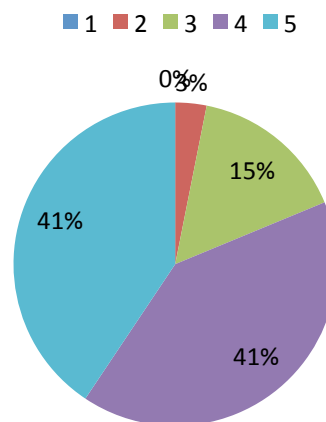
7. Evaluation of usefulness of learned skills (QID007)



The **format of the workshop** has been evaluated positively with 82% of the participants giving an AID4/5 rating. The collaborative approach and the opportunity to try and work with a variety of Web 2.0 applications were frequently quoted among the most liked features of the conference. Group work and network building was not only achieved but highly appreciated as well. The content of the presentations and seminars knew a very positive reception, with 91% of the participants giving an AID4/5 rating although there were some remarks that very frequently appeared in the evaluation. One such recurring remark was the request to get more concrete examples and case studies than were shown. Other suggestions included the request to give more attention to the pedagogical aspects of Web 2.0 software and applications: using failed Web 2.0 education projects to discuss possible problems and pitfalls for future endeavors or suggestions on how to encourage teachers to use more Web 2.0 solutions in their courses and how not to be camera shy.

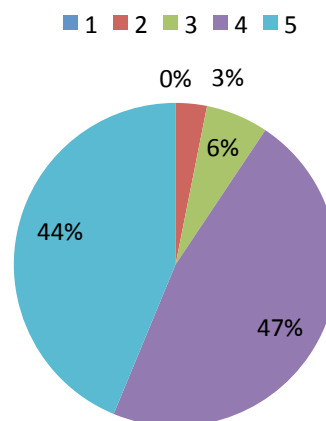
In an **overall view**, participants appreciated the warm atmosphere, friendly instructors and co-participants which enabled and motivated experimenting with new Web 2.0 technologies. Participants were very enthusiastic of both the group based approach and the incentive to actively engage in debates and discussions of topics covered in this workshop. Most suggestions and remarks for improvement are generally requests for more: more examples, more information and more applications of Web 2.0 software in an educational context.

3. Evaluation of workshop format (QID003)



Color-coded numbers correspond to the AID rating (1= AID1, 2 = AID 2etc.).

5. Evaluation of content value (QID005)

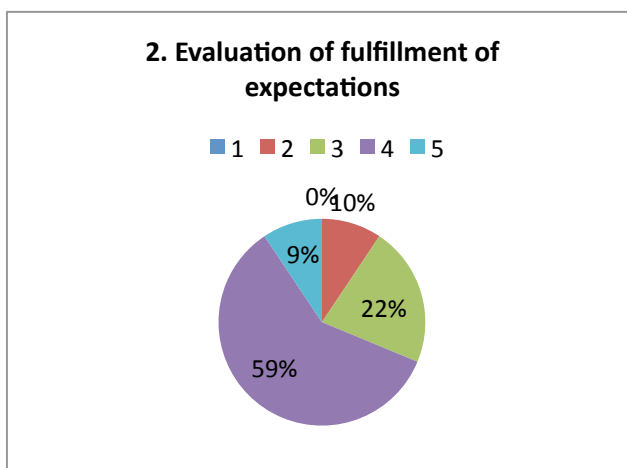
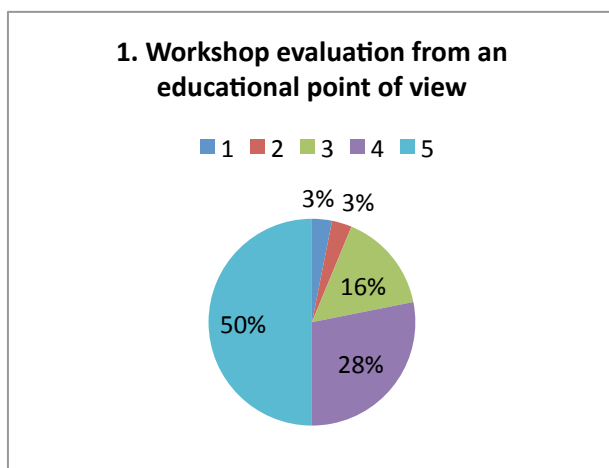


Color-coded numbers correspond to the AID rating (1= AID1, 2 = AID 2etc.).

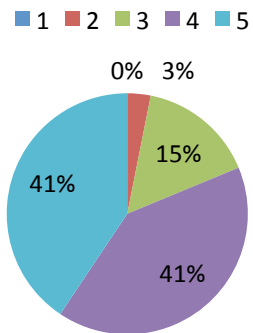
Attachment 1: tables and charts

QID	AID1 (--)	AID2 (-)	AID3 (+-)	AID4 (+)	AID5 (++)	Checksum
Q001	1	1	5	9	16	32
Q002	0	3	7	19	3	32
Q003	0	1	5	13	13	32
Q004	0	0	5	11	16	32
Q005	0	1	2	15	14	32
Q007	0	1	9	11	11	32
Q010	0	1	5	13	13	32
Sum Q001-Q010	1	8	38	91	86	224

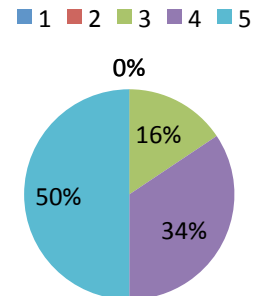
QID	AID1 (--)	AID2 (-)	AID3 (+-)	AID4 (+)	AID5 (++)	Checksum
Q001	3%	3%	16%	28%	50%	100%
Q002	0%	9%	22%	59%	9%	100%
Q003	0%	3%	16%	41%	41%	100%
Q004	0%	0%	16%	34%	50%	100%
Q005	0%	3%	6%	47%	44%	100%
Q007	0%	3%	28%	34%	34%	100%
Q010	0%	3%	16%	41%	41%	100%



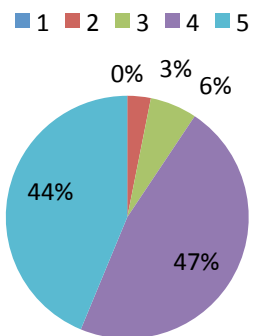
3. Evaluation of workshop format



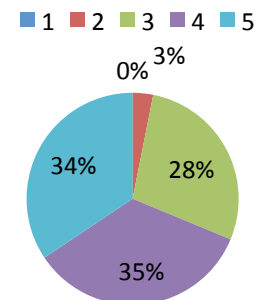
4. Self-evaluation of language comprehension



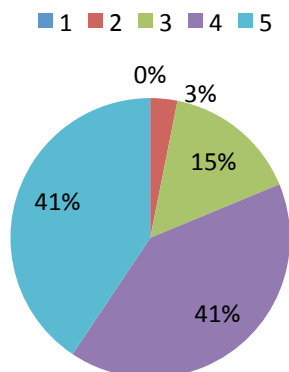
5. Evaluation of content value



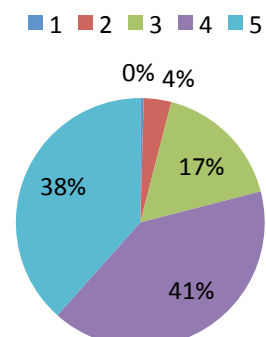
7. Evaluation of usefulness of learned skills



10. Overall evaluation of workshop



Overall evaluation of Workshop (aggregate of all questions)



Attachment 2: Comments and suggestions from the evaluation questionnaire

Topics you wished were discussed more deeply:

- Web 2.0 and the older generation
- I liked to have seen more of your activities and more of your examples
- Pedagogical aspects of Web 2.0
- Best practices, new ideas and new methods
- Pedagogical impacts and experiences from using Web 2.0 to help our implementation
- Mistakes done before, even failures (mistakes are the best teachers)
- New tools, your experiences
- Problems of Web 2.0 in the future
- How to encourage teachers to use more Web 2.0 solutions and how not to be afraid of the camera
- Pedagogical points, concrete methods to activate students
- Web 2.0 activities for different kinds of learning platforms
- Best practices of everyday use of social software
- Using community creating tools in real learning

Topics you wished were eliminated from the program

- Poster sessions – use more computers from brainstorm sessions and work as well

What did you like the most about the workshop?

- Working together
- I liked the practical side, working on something useful and necessary for us
- Group work
- All used Web 2.0 tools and final products were totally awesome
- That we created a web page to gather all the materials together
- Group work was fun and I got the possibility to try and work with new Web 2.0 tools
- Atmosphere, friendliness, easy going teachers
- The attitude of the instructors, good atmosphere
- Refreshing ideas and wider notion of ET work in Leuven university
- Very good and academic approach to the course
- Protective and friendly environment
- Group work
- Community and work in it
- Group work, team members during the group work and the atmosphere prevailing throughout the training
- Friendly and knowledgeable trainers from KUL
- Collaboration
- Group work and discussion

- Group work
- Trying out different tools, seeing different examples
- Positive friendly and competent teachers
- Group work
- Presentation of Johannes
- Open and clear attitude of educator's
- Trying new web tools, co-working with others

What didn't you like about the workshop?

- Tuesday voting part did not make any sense
- It worked "smoothly"
- The outcome could be connectivity? A project we started to use immediately in summer schools and then it would be more useful
- Expecting something new, new tools and ideas
- Forced to work in 4 groups with stillborn projects - why should I practice how to make sand cookies
- I belonged to the second group and was afraid that group would be demolished but luckily we survived
- Too much time spent on the one assignment
- Too much time on assignments and at first the goal of the assignments was not motivating
- Changes from organizing level should have been pointed out more strongly
- Sometimes a bit too slow
- Content
- Couldn't see presentations online, made it difficult to try different kinds of web2.0 tools
- First day group work not as effective as expected

What suggestions do you have to improve this workshop?

- Make the projects more meaningful, if I knew that I would use the environment later on I'd be more motivated to work on it. Problem lies in the communication and pre-work; the workshop needs analysis of what would be really meaningful for beginners IT's and what would experienced IT's find valuable and necessary
- More focused
- Best foreign lecturers ever
- A variety of assignments
- More guided instructions
- Video diaries, group blog
- To sit in a circle at the first meeting to increase the participation and to create a feeling of team
- The participants ideas could be attributed more importance
- Common social event in the evening
- More concrete group work tasks, sometimes not clear what to do but very interesting style of workshop that gave a lot of inspiration